

# WERK SITZ

The specialist for workplace ergonomics







میں نے اپنے آپ کو ایک نیا آدمی بنایا ہے۔



At WERKSITZ, we are committed to providing ergonomic workplaces, thereby making a significant contribution to health and productivity.

And we stand by this  
The Milewski family



12 - 15

**WERKSTAR**  
The premium serie



16 - 19

**WERKSITZ KLIMASTAR**  
The premium work chair



20 - 25

**WERKSITZ CLASSIC**  
The versatile work chair



26 - 28

**WERKSITZ ECONOLINE**  
The rugged and economical work chair



29 - 31

**SPIDER** for office and administration,  
**INDUSTRIE** and **WORKSHOPS**



32 - 35

**NURSERY SCHOOL CHAIR/**  
**MOUNTING CHAIRS**

36 - 37

**ESD AREAS**

38 - 41

**LABORATORIES AND**  
**CLEAN ROOM**

42 - 45

**WET ROOMS / HPU**

46 - 48

**PEOPLE WITH**  
**DISABILITIES**

49 - 53

**ACCESSORIES /**  
**HEIGHT ADJUSTMENTS**

54 - 59

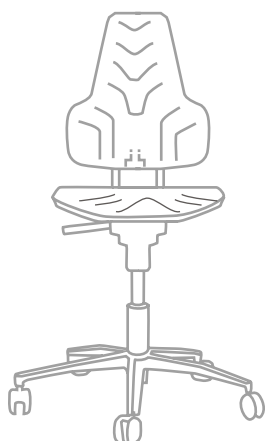
**WERKSTEP**



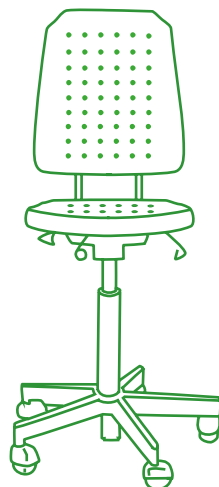


## DISCOVER OUR VARIETY


W  
E  
R  
K  
S  
T  
A  
R




K  
L  
I  
M  
A  
S  
T  
A  
R



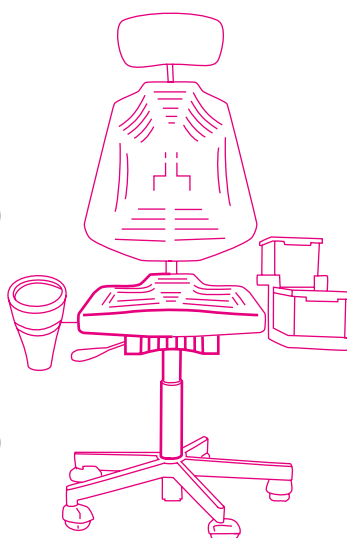
C  
L  
A  
S  
S  
I  
C




E  
C  
O  
N  
O  
L  
I  
N  
E



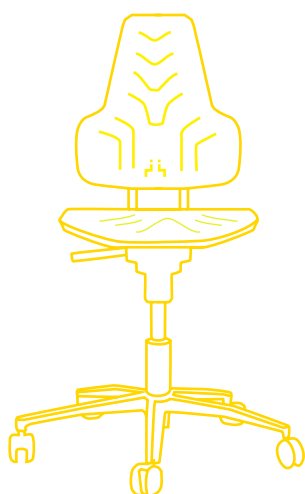
C  
U  
S  
T  
O  
M  
I  
Z  
E  
D  
S  
O  
L  
U  
T  
I  
O  
N  
S



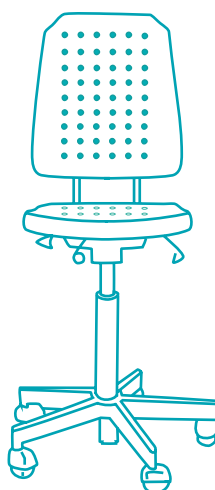
K  
I  
N  
D  
E  
R  
G  
A  
R  
T  
E  
N




E  
S  
D  
  
A  
R  
E  
A  
S



L  
A  
B  
O  
R  
A  
T  
O  
R  
I  
E  
S  
  
C  
L  
E  
A  
N  
R  
O  
O  
M  
S



W  
E  
T  
  
R  
O  
O  
M  
S



# WE ARE WERKSITZ

TEAM SPIRIT AND  
FRANCONIAN FAMILY TRADITION –  
GUARANTEES FOR RELIABILITY  
AND LASTING VALUE.



As “the specialists for workplace ergonomics”, we have been committed to providing customers with optimum products for the workplace since 1980. Over the years, we have developed a comprehensive range of swivel chairs and workplace floor mats in standard and customised designs for industry, trade, laboratories and workshops for the disabled.

Our custom-tailored products offer contemporary solutions for more comfortable sitting and standing and meet all special ergonomic workplace requirements, thereby making a significant contribution to health and productivity.

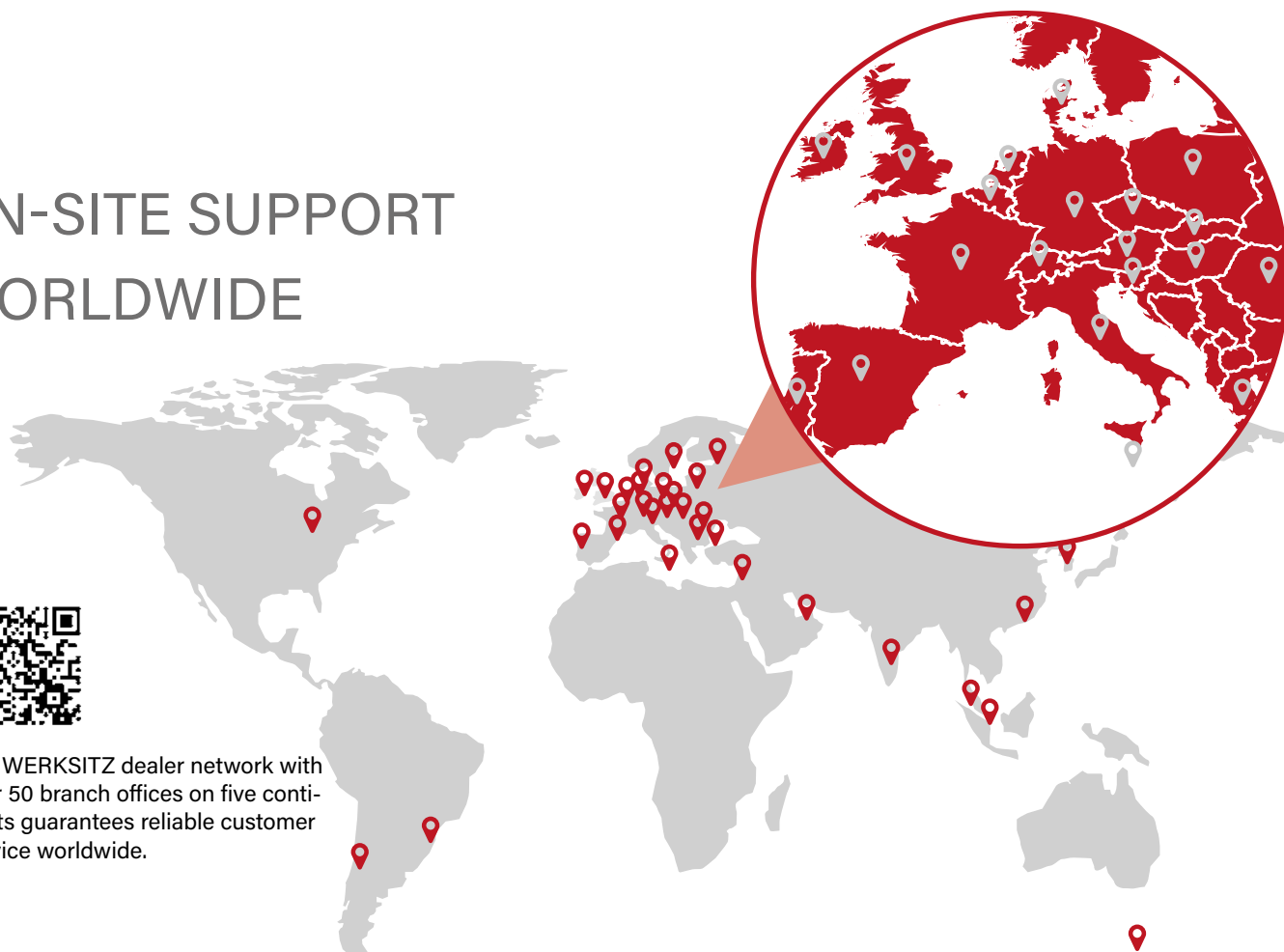
We put special emphasis on quality products that are reliable, durable and backed by a long-term warranty. The modular design of our products offers maximum flexibility and investment security along with a spare part replacement guarantee for all of our components.

Your WERKSITZ-TEAM

## ON-SITE SUPPORT WORLDWIDE



The WERKSITZ dealer network with over 50 branch offices on five continents guarantees reliable customer service worldwide.





# TRADITION AND ENVIRONMENT

Our Franconian family tradition obliges us. Because an intact environment is the basis for lasting value and healthy development. At WERKSITZ, we develop ergonomic workplaces and feel particularly committed to the environment. We stand by our responsibility, conserve our important ecological resources and produce the majority of our components in Germany. Our environment and a healthy climate are very important to us.



» We do not use AZO dyes and Chlorofluorocarbons (CFCs) and hydrochlorofluorocarbons (HCFCs). We work only with silicone-free materials and comply with the PAK-\* guidelines and the REACH regulation.



»Your health and our environment -  
both are important to us!

\* PAK: Polycyclic aromatic hydrocarbon (PAH)



## Your labour force is invaluable to you

The health of employees is a company's greatest asset. The "quality of sitting" has become an important health factor. Different working areas demand intelligent work chair solutions.

The ergonomic WERKSITZ concept promotes correct posture while seated and addresses the unique demands placed on a good work chair.

WERKSITZ effectively counteracts back pain with its ergonomic work chair concept and ensures a healthy, comfortable sitting position at work.



We value ergonomic posture and rely on WERKSITZ chairs. A new DIN-compatible work chair costs less than one lost day of work due to back pain.

- » Due to their ergonomically correct design, WERKSITZ work chairs encourage "dynamic sitting" while simultaneously promoting proper posture in every position.
- » Ergonomically designed seats and backrests provide beneficial pressure distribution and pleasant climate comfort.
- » We offer a variety of cushions and covers that can be precisely adapted to the conditions our chairs are used in.
- » Numerous options including armrests, step-up rails, footrests, swivel locks and inflatable lumbar support pads complete our range of products.

## Invest in the health of your employees and save money in the process



➡ Ergonomic work chairs from WERKSITZ counteract bad posture and help prevent its negative effects. They support the muscular system and are thus your most effective tool against excess physical stress.

➡ A good work chair pays for itself by significantly reducing the costs due to lost work time. A single lost day of work costs more than an ergonomic chair! But beyond preventing lost work time due to injury and illness, a good work chair also contributes to a worker's sense of wellbeing at work, promotes concentration and boosts performance.





# ERGONOMICS GUIDELINES

## 5 TIPS FOR HEALTHY RELAXED SITTING

### 1 Set the right seat height



### 2 Adjust the backrest height properly



### 3 Use the entire seat



### 4 Set the right seat tilt



### 5 Practise dynamic and active sittings



For more information about the WERKSITZ  
"Do your part to stay fit!" ergonomics concept  
visit [werksitz.de/machmit](http://werksitz.de/machmit)

HAVE A TRY!

Ask your dealer!



➡ People spend one third of their professional lives sitting on their work chairs. Anyone who performs strenuous or repetitive tasks in the workplace needs a chair that will provide them with proper support. WERKSITZ work chairs can be adapted to any working situation and provide excellent stability and support, yet they do not restrict freedom of movement.

➡ Frequently changing your posture while seated reduces one-sided, unhealthy strain on the muscles and the intervertebral discs. The spinal column assumes its natural S-shape and takes the strain off the intervertebral discs and the buttocks, which improves blood circulation and the supply of nutrients. This enables the intervertebral discs to regenerate while simultaneously boosting concentration and performance.

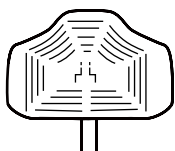
### Setting instructions



# THE WERKSITZ MODULAR DESIGN

Our modular system provides almost unlimited options, all components are screwed on and attached to the chair. This ensures that all chair elements are easy to replace. So you can create your own personalised chair, which can be enhanced with a wide range of additional accessories.

We are also happy to manufacture customised solutions for you. Your WERKSITZ product comes with all of the advantages that have made our work chairs so popular: High quality paired with cutting edge research, technology and occupational health insight and expertise.



## 1. Backrests



Backrests are available in a number of different designs and sizes. Choose from Soft PUR integral foam, synthetic leather, fabric or wood.



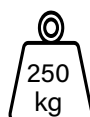
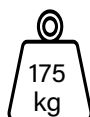
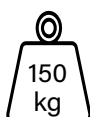
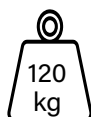
## 2. Seats

Choose from a variety of seat designs and materials including Soft PUR integral foam, synthetic leather, fabric or wood.



## 3. Seat supports

We developed these premium-quality seat supports ourselves. They feature a modular design along with easycare maintenance and repair.







Design your own chair with  
our Web-Configurator:



## 4. Armrests

Armrests feature a variety of designs and materials such as Soft PUR integral foam, synthetic leather, fabric or wood. They can be assembled in fixed or height-adjustable formats or with a 3D multifunction (even on existing chairs).

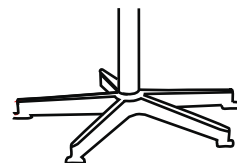
## 5. Chair columns

Chair columns in different sizes with gas pressure springs are available in height-adjustable, chrome-plated or powdercoated (black) versions. They can also be fitted with a column cover on request.



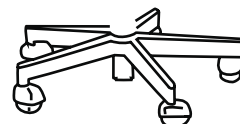
## 6. Five-star bases

Our five-star bases are made of high-quality polished diecast aluminium.



## 7. Castors, glides and disc bases

Depending on the field of application, our work chairs can be fitted with castors, glides or disc bases.



### PUR - Colors



# WERKSTAR

## THE PREMIUM-RANGE

- ERGONOMIC
- USER FRIENDLY
- COMFORTABLE

WS 8220 — signal red

(Nr. 103326)

Integrated  
lumbar support

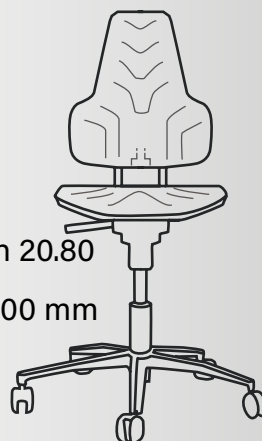
PUR foam



Produktdesign:  
Ralf Umland

Column 20.80

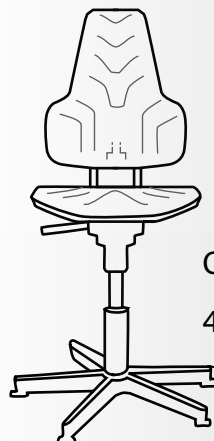
460 - 600 mm



**WS 8220**

Column 10.80

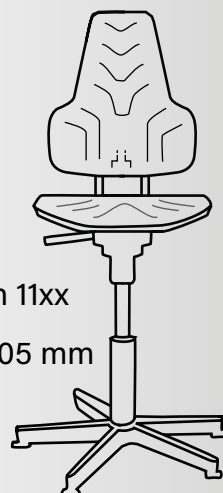
440 - 580 mm



**WS 8210**

Column 11xx

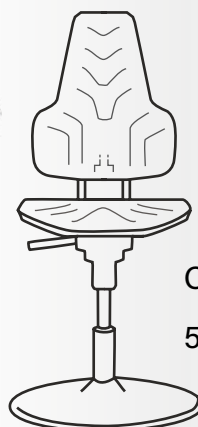
665 - 905 mm



**WS 8211**

Column 10xx

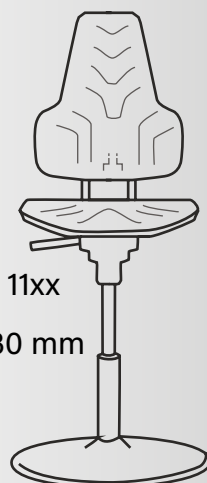
500 - 660 mm



**WS 8210 TPU**

Column 11xx

690 - 930 mm



**WS 8211 TPU**





# FOR THE HIGHEST DEMANDS ON ERGONOMICS AND ELEGANCE

Best possible ergonomics



- Precision backrest contact pressure adjustment



- Synchronously adjustable seat and backrest tilt



- Separately adjustable three-level seat tilt



- Variable seat depth adjustment (up to 60 mm)



- Height adjustment



- Integrated lumbar support

## Setting instructions



Also available in an ESD model as an electrically conductive swivel chair for protection against electrostatic discharge in accordance with the EN 61340-5-1.

## Technical specifications

Dimensions	width in mm	depth in mm
Seat: Soft-PUR integral foam	465	460
Backrest: Soft-PUR integral foam	210/440	500
Tilt	forward	back
Seat (tilt in 2,5° increments)	0°	+5°
Backrest (tilt in 5° increments)	-20°	0°

WERKSITZ  
QUALITY-CHECK



5 YEAR WARRANTY



HAVE A TRY!

Ask your dealer!



# WERKSITZ WERKSTAR

## SWIVEL CHAIR WITH CASTORS

WERKSITZ  
QUALITY-CHECK

5 YEAR WARRANTY



WS 8220 - black

(Nr. 103326)

PUR foam



### Technical specifications

Backrest	Soft-PUR-integral foam	Backrest tilt: 0° bis -20° (in 5°-increments)
----------	------------------------	--

Seat	Soft-PUR-integral foam	sliding seat mechanism, seat tilt: 0° bis +5° sliding range: 60 mm (in 10 mm - increments)
------	------------------------	---

Five-star base	Polished five-star base (Ø 690 mm), with dual castors (Ø 65 mm)
----------------	--

WS 8320 KL - light grey

(Nr. 103462)



### Technical specifications

Backrest	leatherette cushions	Backrest tilt: 0° bis -20° (in 5°-increments)
----------	----------------------	--

Seat	leatherette cushions	sliding seat mechanism, seat tilt: 0° bis +5° sliding range: 60 mm (in 10 mm - increments)
------	----------------------	---

Five-star base	Polished five-star base (Ø 690 mm), with dual castors (Ø 65 mm)
----------------	--

### Step-up rails

Model: -04.80 (Nr. 103513)

Model: -06.80 (Nr. 103515)



### Swivel locks

Model: -07.80 / 0710.80  
(Nr. 104947 / 104010)



# SWIVEL CHAIR WITH GLIDES



## WERKSTAR-armrests (in pairs)

- armrest 1D 8xx multifunctional armrest, height adjustable by 100 mm (Nr. 103512)

- armrest 2D 8xx additional width adjustable by 2 x 38 mm (Nr. 103194)

- 3 armrest 3D additional with 30° swivel action, height adjustable by 100 mm (Nr. 103510)

- armrest 4D 8xx multifunctional armrest with 30° swivel action, height adjustable by 100 mm, width adjustable by 2 x 38 mm (Nr. 103511)

**WS 8310 KL** - dark grey  
(Nr. 103450)



**WS 8311** - black  
(Nr. 103442)



## Technical specifications

Back-rest    leatherette cushions    Backrest tilt: 0° bis -20°  
(in 5°-increments)

Seat    leatherette cushions    sliding seat mechanism,  
seat tilt: 0° bis +5°  
sliding range: 60 mm  
(in 10 mm - increments)

Five-star base    Polished five-star base (Ø 690 mm),  
with glides

## Technical specifications

Back-rest    fabric    Backrest tilt: 0° bis -20°  
(in 5°-increments)

Seat    fabric    sliding seat mechanism,  
seat tilt: 0° bis +5°  
sliding range: 60 mm  
(in 10 mm - increments)

Five-star base    Polished five-star base (Ø 690 mm),  
with glides

Extras    Step up rail -06.80 (Nr. 103515)

## Five-star bases

WERKSTAR polished diecast aluminium five-star base with glides  
(xx10.80, Nr.103472)



WERKSTAR polished diecast aluminium five-star base with castors  
(xx20.80, Nr. 103474)



Polished diecast aluminium five-star base for high chairs, with sit-stop dual castors  
(xx11 Nr. 103380)



Polished diecast aluminium five-star base with castors or glides  
(xx11 Nr. 100838)



## Disc bases

Available in 2 different sizes (Ø 420 and Ø 550 mm), in black powder coated, brushed aluminium, polished aluminium, optional with PUR edge (Ø 430 and Ø 560 mm)





# WERKSITZ KLIMASTAR

## PERFECTION IN COMFORT AND ERGONOMICS

Optimum seat climate and comfort thanks to continuous air circulation. Ergonomic innovations promote healthy, dynamic sitting.

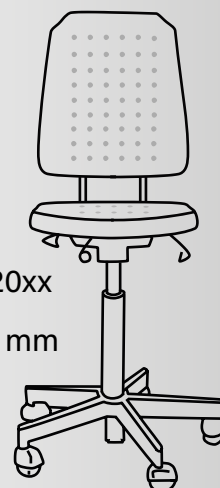
### WS 9220 - black

(Nr. 101659)

» with column cover (Nr. 100163)

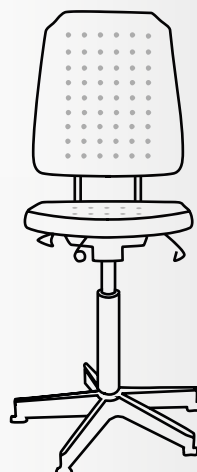
» with armrest -011 CH.90  
(Nr. 102488)

PUR foam



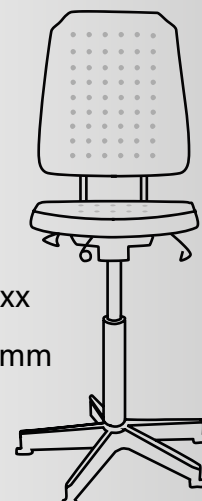
Column 20xx  
465 - 615 mm

**WS 9220**




Column 10xx  
450 - 610 mm

**WS 9210**




Column 11xx  
635 - 875 mm

**WS 9211**



Column 10xx  
480 - 640 mm

**WS 9210 TPU**



Column 11xx  
670 - 900 mm

**WS 9211 TPU**

WERKSITZ  
QUALITY-CHECK

5 YEAR WARRANTY





# KLIMASTAR – The premium work chair from WERKSITZ



## Great climate

- » Fully perforated seats and backrests
- » Maximum air circulation
- » Optimum seat climate

Fully perforated seats and backrests provide continuous air circulation and an optimum seat climate.\*

## Hygienic

- » removable cushions
- » easy to clean

Removable and interchangeable Soft PUR integral foam cushions ensure optimum occupational hygiene, especially in multishift operations.

## Ergonomic

- » Adjustable height
- » Large, tilt-adjustable seat
- » High backrest:
  - » Adjustable height
  - » Supports the upper back
  - » Relieves the spine
  - » Protects the kidney area
- » Precision backrest contact pressure adjustment
- » Motion-synchronous pivot-point shifting
- » Ergonomically designed seat and back cushions

Our chairs offer plenty of room for healthy, dynamic sitting thanks to their ergonomic, tilt-adjustable seats and high-backrests with individually adjustable contact pressure.

Ergonomic innovation featuring motion-synchronous pivot point shifting. This prevents the user's shirt from "riding up" as a result of an awkward reclining angle.

## User friendly

- » Functionally arranged adjusting elements
- » Easy and intuitive operation

Seat positions can be adjusted easily, with just a few quick motions. Adjusting elements are functionally arranged and easy to use.



Also available in an ESD model as an electrically conductive swivel chair for protection against electrostatic discharge in accordance with the EN 61340-5-1 standard.



\* Studies conducted by the chair of ergonomics at the Technical University of Munich showed that perforated seats demonstrate significantly superior microclimatic properties (wet and dry heat transport) over seats without perforations.

HAVE A TRY!

Ask your dealer!



## Setting instructions



## Technical specifications

Dimensions	Width in mm	Depth in mm
Seat: Soft PUR integral foam	470 front, 415 back	455
Backrest: Soft PUR integral foam	325 top, 400 bottom	450
Tilt	Forward	Back
Seat	-8°	+1°
Backrest	-18°	+11°

# WERKSITZ KLIMASTAR SWIVEL CHAIR WITH CASTORS

WERKSITZ  
QUALITY-CHECK



5 YEAR WARRANTY



WS 9220 - black  
(Nr. 101659)

PUR foam



WS 9320 KL- black  
(Nr. 102995)



## Technical specifications

Seat and backrest      Soft-PUR integral foam

Five star base      Polished diecast aluminium five-star base with load-dependent braking castors

Extras      Chrome-plated column cover (Nr. 100163)      Chrome-plated armrests -011 CH.90 with Soft PUR integral foam covers (Nr. 102488)

## Technical specifications

Seat and backrest      made of breathable vegan leather

Five star base      Polished diecast aluminium five-star base with load-dependent braking castors

Extras      Chrome-plated column cover (Nr. 100163)      Armrests -010 H.90 (Nr.101921) Headrest KL (Nr. 102685)

## Step-up rails for high chairs

Modell: -04.90 (Nr. 101785)

Modell: -06.90 (Nr. 101919)



## Swivel lock

Modell: -07.90 (Nr. 101811)

Modell: -0710.90 (Nr. 101917)

Modell: -0711.90 (Nr. 101918)







-010.90



-010 CH.90 PU



-010.90 wood



-010 CH.90 wood



-010 H.90



-011 H.90



-011 CH.90



-011 H.90 ALU



-012 B.90

WS 9211.20 -  
ultramarine blue  
(Nr. 101650)

PUR foam



WS 9311 3D -  
red 3D  
(Nr. 102335)



## Technical specifications

Seat and backrest	Soft-PUR integral foam
Five star base	Polished diecast aluminium five-star base with sit-stop castors

Extras	Chrome-plated column cover (Nr. 100163)	Chrome-plated armrests -011 CH.90 with Soft PUR integral foam covers (Nr. 102529)	Step-up rail -06.90 (Nr. 101919)
--------	---	---	----------------------------------

## Technical specifications

Seat and backrest	3D - with breathable 3 D honeycomb fabric
Five star base	Polished diecast aluminium five-star base with glides

Extras	Chrome-plated column cover (Nr. 100163)	Chrome-plated armrests -010 CH.90 with Soft PUR integral foam covers (Nr. 102713)	Step-up rail -04.90 (Nr. 101785)
--------	---	---	----------------------------------

## Five-star bases

Polished diecast aluminium five-star base with castors or glides (Nr. 100839)



Polished diecast aluminium five-star base with sit-stop castors for high chairs (Nr. 103380)



Polished diecast aluminium five-star base with glides for high chairs (Nr. 100838)



## Disc bases

Available in 2 different sizes (Ø 420 and Ø 550 mm), in black powder coated, brushed aluminum, polished aluminum, optional with PUR edge (Ø 430 and Ø 560 mm)



# WERKSITZ CLASSIC

FOR DAILY USE IN THE MOST  
DEMANDING APPLICATIONS

These ergonomically advanced swivel chairs offer versatility along with quality craftsmanship for everyday use.

## WS 1220 E

(Nr. 100303)

» with column  
cover (Nr. 100163)

PUR foam



WERKSITZ  
QUALITY-CHECK

5 YEAR WARRANTY



DIN  
68877



WERKSITZ QUALITY-CHECK

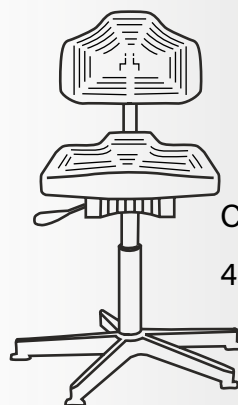


Column 20xx  
470 - 620 mm



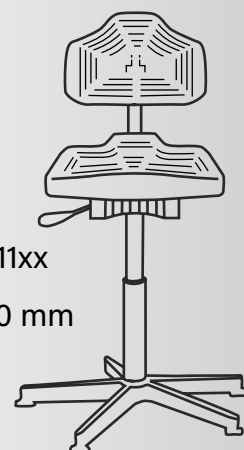
**WS 1220 E**

Column 10xx  
450 - 610 mm



**WS 1210 E**

Column 11xx  
640 - 880 mm



**WS 1211 E**

Column 10xx  
465 - 630 mm



**WS 1210 E TPU**

Column 11xx  
665 - 895 mm



**WS 1211 TPU**



# CLASSIC – The versatile work chair from WERKSITZ



## Ergonomic

- » Adjustable height
- » Large, tilt-adjustable seat
- » High backrest:
  - » Adjustable height
  - » Supports the upper back
  - » Relieves the spine
  - » Protects the kidney area
- » Precision backrest contact
- » Motion-synchronous pivot
- » Point shifting
- » Ergonomically designed
- » Seat and back cushions

Our chairs offer plenty of room for healthy, dynamic sitting thanks to their ergonomic, tilt-adjustable seats and high backrests with individually adjustable contact pressure.

Ergonomic innovation featuring motion-synchronous pivot point shifting. This prevents the user's shirt from "riding up" as a result of an awkward reclining angle.



## User friendly

- » Functionally arranged adjusting elements
- » Easy and intuitive operation

Seat positions can be adjusted easily, with just a few quick motions. Adjusting elements are functionally arranged and easy to use.

## Versatile



- » Seat and backrest made of wood – an organic product featuring nature's perfect design



- » Also available in:



leatherette or fabric

- » Soft PUR integral foam with thermosensitive properties



- » XL backrest, Soft PUR integral foam with thermosensitive properties (W 440 x D 450 mm)

## Extremely Rugged



The extremely durable and rugged work chairs from WERKSITZ are manufactured using only the highest quality materials. They meet "GS-certified safety" standards and are made in Germany.



Also available in ESD model as an electrically conductive swivel chair for protection against electrostatic discharge in accordance with the EN 61340-5-1 standard.

HAVE A TRY!

Ask your dealer!



## Setting instructions



## Technical specifications

Dimensions	Width in mm	Depth in mm
Seat: Soft PUR integral foam	460	435
Backrest: Soft PUR integral foam	420	300
Backrest XL: Soft PUR integral foam	440	450

Tilt	forward	back
Seat	-4°	+10°
Backrest	-10°	+8°



WERKSITZ  
QUALITY-CHECK

5 YEAR WARRANTY

DIN  
68877

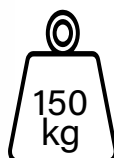
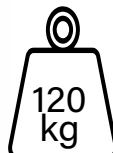
# WERKSITZ CLASSIC

## SWIVEL CHAIR WITH CASTORS


WS 1220 E XL - black (Nr. 102886)

WS 1220 E XL Master 150 - black (Nr. 104758)

WS 1320 XL ERGO - black (Nr. 103594)

WS 1320 XL ERGO Master 150 -  
black (Nr. 104793)

PUR foam



### Technical specifications

Backrest XL  
and seat XL      Soft-PUR integral foam

Five-star  
base      Polished diecast aluminium five-star base with load-  
dependent braking castor

Extras

Chrome-plated  
column cover  
(Nr. 100163)

Armrests -011 H,  
hard plastic,  
height adjustable  
(Nr. 100444)

### Technical specifications

Backrest XL  
and seat XL      Fabric "Premium Line", with coloured decorative  
seam

Five-star  
base      Polished diecast aluminium five-star base with load-  
dependent braking castor

Extras

Premium Line  
upholstered



### Armrests (in pairs)



Model: -010 PU



Model: -010 H



Model: -012 wood



Model: -010 CH PU



Model: -011



Model: -011 H ALU



Model: -010 wood



Model: -011 D



Model: -012 B



Model: -010 CH wood



Model: -011 H

### Five-star bases

Polished diecast aluminium five-star base with castors or glides

(Nr. 100839)



(Nr. 100837)



Polished diecast aluminium five-star base for high chairs with glides

(Nr. 100838)



Polished diecast aluminium five-star base with sit-stop castors

(Nr. 103380)



### Belts

Model: Lap belt -072.1

Model: Schroth -072.2

Model: Chest/shoulder strap



### Disc bases

Available in 2 different sizes (Ø 420 and Ø 550 mm), in black powder coated, brushed aluminum, polished aluminum, optional with PUR edge (Ø 430 and Ø 560 mm)



### Step-up rail for high chairs

Modell: -04

Modell: -06

Modell: -08



### Foot rings

-05 K (Ø 455mm)

(Nr. 104782)

-05 (Ø 517mm)

(Nr. 104781)



WERKSITZ  
QUALITY-CHECK

5 YEAR WARRANTY



DIN  
68877



# WERKSITZ WORK CHAIRS

## MADE OF WOOD

WS 1010  
(Nr. 100268)



### Technical specifications

**Backrest and seat** With wooden backrest and seat, beechwood, 8-ply glued, natural varnished

**Five-star base** Polished diecast aluminium five-star base with glides

Extras



WS 1020 XL ERGO  
(Nr. 101136)



### Technical specifications

**Backrest XL and seat XL** With wooden backrest and seat, beechwood, 8-ply glued, natural varnished

**Five-star base** Polished diecast aluminium five-star base with load-dependent braking castors

Extras

Chrome-plated column cover (Nr. 100163)

### Step-up rails for high chairs

Model: -04 (Nr. 100471)

Model: -06 (Nr. 100474)



### Swivel lock



Model: -0711  
(Nr. 100462)





## Armrests



Model: -010 WITH WOODEN SURFACES, BLACK POWDER COATED



Model: -010 CH WITH WOODEN SURFACES, CHROME PLATED



Model: -012 WITH WOODEN SURFACES, BLACK POWDER COATED

WS 1011.20 high chair  
(Nr. 100235)



### Technical specifications

**Backrest and seat** With wooden backrest and seat, beechwood, 8-ply glued, natural varnished

**Five-star base** Polished diecast aluminium five-star base with sit-stop castors

**Extras** Step-up rail -06  
(Nr. 100474)

WS 1011 XL ERGO high chair  
(Nr. 101139)



### Technical specifications

**Backrest XL and seat XL** With wooden backrest and seat, beechwood, 8-ply glued, natural varnished

**Five-star base** Polished diecast aluminium five-star base with glides

**Extras** Armrests 010 CH with wooden surfaces  
(Nr. 101416) Step-up rail -04  
(Nr. 100471)

Polished diecast aluminium five-star base with glides

(Nr. 100837)



(Nr. 100839)

## Five-star bases

Polished diecast aluminium five-star base with sit-stop castors

(Nr. 103380)



Polished diecast aluminium five-star base with glides

(Nr. 100838)



## Disc bases

Available in 2 different sizes (Ø 420 and Ø 550 mm), in black powder coated, brushed aluminium, polished aluminium, optional with PUR edge (Ø 430 and Ø 560 mm)



# WERKSITZ ECONOLINE

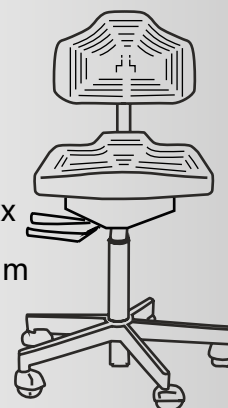
## A RUGGED WORK CHAIR FOR TOUGH WORK CONDITIONS

**WS 2220 Econoline**  
(Nr. 100658)

PUR foam

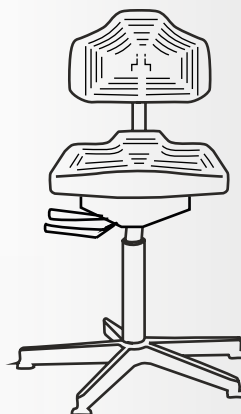


Column 20xx  
450 - 635 mm



**WS 2220**

Column 10xx  
445 - 630 mm



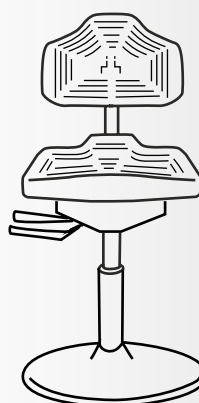
**WS 2210**

Column 11xx  
640 - 845 mm



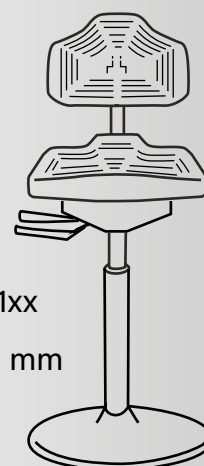
**WS 2211**

Column 10xx  
460 - 615 mm



**WS 2210 TPU**

Column 11xx  
650 - 890 mm



**WS 2211 TPU**

WERKSITZ  
QUALITY-CHECK




3 YEARS WARRANTY





» infinitely variable backrest adjustment



» adjustable seat tilt



» dual castors with load-dependent braking



» handy functional elements

## User friendly

- » Seat height adjustment using a safety gas spring
- » Infinitely variable backrest adjustment and adjustable seat tilt by using the lever
- » Handy functional elements
- » Tilt-safe five-star base made of highgrade, scratch and impact-resistant plastic
- » Wear-resistant glides
- » Dual castors with load-dependent braking
- » Also available with sliding seat

The rugged, user-friendly work chair for everyday work in tough conditions.



## Features

Rugged yet sophisticated features enable comfortable posture while seated. User-friendly operating elements make it easy for users to individually adapt their chairs to the desired seat position.

The work chair is designed for a wide range of uses and features a variety of materials, including wood, fabric, synthetic leather or Soft PUR integral foam

The WERKSITZ modular system makes it possible to configure customised chairs with additional accessories.

## Economical

ECONOLINE is a chair concept developed according to the industry standard. It promotes a healthy, ergonomic sitting posture even under the toughest work conditions.



Also available with sliding seat, adjustment range: 6 cm

HAVE A TRY!

Ask your dealer!



## Settings instructions



## Technical specifications

Dimensions	Width in mm	Depth in mm
Seat: Soft PUR integral foam	440	420
Backrest: Soft PUR integral foam	420	300
Backrest XL: Soft PUR integral foam	440	450

Tilt	Forward	Back
Seat	-14°	+5°
Backrest	-34°	+30°



# WERKSITZ ECONOLINE SWIVEL CHAIR

WERKSITZ  
QUALITY-CHECK

3 YEAR WARRANTY

DIN  
68877

BIFMA



WS 2220 XL ERGO - light grey  
(Nr. 100626)



PUR foam



## Technical specifications

Backrest and seat Soft PUR integral foam

Five-star base Plastic five-star base with load-dependent braking castors

Armrests  
(in pairs)



Model: -010 H.20



Model: -011.20



Model: -011 D.20



Model: -011 H.20

## Foot rings



-05 K (Ø 455 mm)  
(Nr. 104782)  
-05 (Ø 517 mm)  
(Nr. 104781)

## Five-star bases

Polished diecast aluminium five-star base with glides or with castors  
(Nr. 100837)



(Nr. 100839)

Plastic five-star base with glides or with castors (also for high chairs)  
(Nr. 100830)



(Nr. 103733)

## Disc bases

Available in 2 different sizes (Ø 420 and Ø 550 mm), in black powder coated, brushed aluminium, polished aluminium, optional with PUR edge (Ø 430 and Ø 560 mm)



WS 2320 XL ERGO - black  
(Nr. 103856)



## Technical specifications

Backrest and seat fabric

Five-star base Plastic five-star base with load-dependent braking castors



# WERKSITZ SPIDER

THE ALTERNATIVE FOR  
OFFICE AND  
ADMINISTRATION

WS 8920 SPIDER - black  
(Nr. 103170)

WERKSITZ  
QUALITY-CHECK



2 YEAR WARRANTY



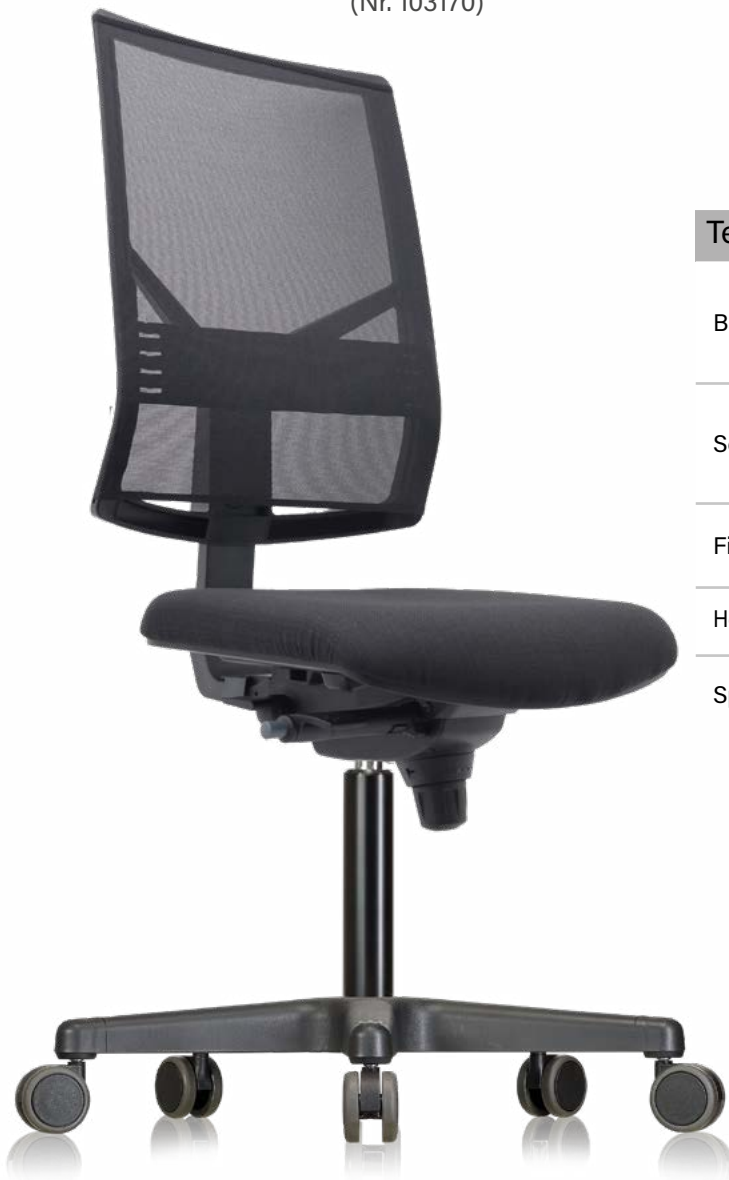
HAVE A TRY!

Ask your dealer!



## Technical specifications

Backrest	XL mesh back W top/bottom x D: 440/460 x 600 mm Backrest tilt: -22° bis +3°
Seat	Fabric upholstered seat W back/front x D: 460/470 x 435mm Seat tilt: 0° bis 5°
Five-star base	Plastic five-star base (Ø 630mm), with dual castors (Ø 65mm)
Height adjustment range:	450 bis 630 mm
Special:	Integrated lumbar support and asynchronous mechanism with sliding seat function



## Settings instructions



## Spider headrest and armrests



» Swivel headrest  
(Nr. 103193)



WERKSTAR multifunctional armrest  
■ 1D height adjustable by 100 mm  
(Nr. 103512)

- 2D multifunctional armrest, height adjustable by 100 mm, width adjustable by 2 x 38 mm (Nr. 103194)
- 3D multifunctional armrest with 30° swivel action, height adjustable by 100 mm (Nr. 103510)
- 4D multifunctional armrest with 30° swivel action, height adjustable by 100 mm, width adjustable by 2 x 38 mm (Nr. 103511)

WERKSITZ

# WORK STOOLS FOR INDUSTRY, PRODUCTION AND WORKSHOPS

## Assembly stool with harness

WS 3610 PU

black (Nr. 101424)

PUR foam



Weighs only  
ca. 5 Kg



### Technical specifications

Material      Seat Soft-PUR integral foam

Height  
adjustment      Safety gas spring  
(380–470 mm)

Base              Black plastic disc base

Special          With harness

## Saddle stool

WS 3520 KL RL Wave (V)

black / red (Nr. 103868)

Also available in

PUR foam



### Technical specifications

Material          Seat and backrest in  
leatherette

Height  
adjustment      Safety gas spring  
(490–640 mm)

Five-star  
base              Polished diecast aluminium  
five-star base with castors

Extras            Chrome-plated column  
cover (Nr. 100163)

## Low swivel stool

WS 4022

black (Nr. 100816)

PUR foam



### Technical specifications

Material          Seat PUR integral foam

Height  
adjustment      Safety gas spring  
(380–470 mm)

Base              Metal box surrounding the  
entire frame for storing tools  
or similar items, fitted with  
finely grooved mat



WERKSITZ  
QUALITY-CHECK



5 YARE WARRANTY



HAVE A TRY!

Ask your dealer!



## Standing support WS 4211 TPU - black (Nr. 100508)

PUR foam



### Technical specifications

Material      Seat Soft-PUR integral foam

Height adjustment      Safety gas spring (630-840 mm)

Disc base      Black powder coated aluminium with PUR edges (Ø 430mm)

## Stool WS 3020 PU Classic - black (Nr. 101101)

PUR foam



### Technical specifications

Material      Seat Soft-PUR integral foam Ø 360 mm

Height adjustment      Safety gas spring (420-610 mm)

Five-star base      Polished diecast aluminium five-star base with castors

## Workshop stool WS 4225 - black (Nr.102629)

PUR foam




### Technical specifications

Material      Seat Soft-PUR integral foam


Height adjustment      Safety gas spring (360-480 mm)

Base      bowl foot (Ø 420mm) with 5 device castors (Ø 75mm), lockable, removable plastic bowl with trays

can be equipped



WS 4211.20  
(Nr. 100070)



WS 4211  
(Nr. 101014)

# KINDERGARTEN- CHAIRS AND STOOLS

Our chair program for nursery schools

AT EYE LEVEL  
WITH CHILDREN



WS 1320 Thorax KiGa  
Thorax backrest in fabric, fire  
red, seat fabric in azur  
(Nr. 100415)



The ergonomically designed Thorax backrest ensures fatigue-free sitting.

Height adjustment 370 – 480 mm,  
column 073.20

WERKSITZ  
QUALITY-CHECK



5 YEAR WARRANTY



HAVE A TRY!

Ask your dealer!



- » Easy to clean because of easy-care materials
- » Load capacity up to 120 kg





**WS 3320 360°**  
Backrest in fabric, sand  
Seat in fabric, bambus  
(360° rotatable) (Nr. 104932)



**WS 1320 ERGO KiGa**  
Ergo backrest in fabric, fire red  
Seat in fabric, azur  
(Nr. 100359)



**WS 3320 KL RL (V) KiGa**  
Backrest in leatherette, yellow  
seat in leatherette, yellow  
(Nr. 102972)



**WS 4520 KiGa**  
Seat in leatherette,  
turquoise (Nr. 100844)



**WS 3020 PU Classic KiGa**  
Seat in PUR integral foam, signal red  
(Nr. 100439)





# WERKSITZ

# WORK CHAIRS

## CUSTOMISED ERGONOMICS

### Overhead work chairs – the best solution for ergonomic work

- Those chairs offer the ideal solution for fatigue-free overhead work
- The height-adjustable headrest relieves neck muscles
- It is also easy to install an XL backrest
- Work is safer because of the lockable castors
- 5-level tilt adjustment adapts perfectly – optimum adaptation to people and work
- Individual accessories such as armrests, arm rest covers, storage boxes and tool holders can be fitted at any time

We are glad to offer you an individual consultation and design a customised work chair for you.

#### WS 1281 XL

Overhead work chair with storage boxes, galvanised (Nr. 104666)

PUR foam



#### Technical specifications

Backrest and seat      Seat Soft-PUR integral foam

With storage boxes on request

Frame galvanised or in black powder-coated available

Extras

Headrest (Nr. 102621)

#### WS 1281 PLUS SH

Overhead work chair (Nr. 102310)

PUR foam



#### Technical specifications

Backrest and seat      Seat Soft-PUR integral foam

With storage boxes on request

Raised frame, galvanised (also in black powder-coated available)

Gas spring for synchronised tilt (seat and backrest)

Extras

Headrest (Nr. 102621)  
Locking brake (Nr. 104570)





**WS 1281 PLUS**  
Overhead work chair  
(Nr. 102086)



**WS 1280 - 078H**  
Overhead work chair  
(Nr. 102088)



#### Technical specifications

Backrest and seat      Seat Soft-PUR integral foam

Seat tilt, infinitely variable seat tilt adjustment by gas spring, also available with headrest (Nr. 102621)

Extras      Headrest (Nr. 102621)

#### Technical specifications

Backrest and seat      Seat Soft-PUR integral foam

Frame black powder-coated, also available in galvanised and with headrest (Nr. 102621)

Extras      Headrest (Nr. 102621)

**WS 1220 E XL**  
Swivel chair with castors  
(Nr. 102886)



#### Technical specifications

Backrest XL and seat      Seat Soft-PUR integral foam

Five-star base      Polished diecast aluminium five-star base with castors

Extras      with quiver and storage boxes (Nr. 104822)      With headrest (Nr. 102621)

**WS 1382 KL**  
Overhead work chair  
(Nr. 103127)



#### Technical specifications

Backrest and seat      Upholstered in leatherette

With storage boxes, dimensions according to customer requirements

Frame black powder coated, also available in galvanised

Extras      With headrest (Nr. 102621)



WERKSITZ  
QUALITY-CHECK



5 YEARS WARRANTY



DIN  
68877



FOR ALL FOUR STAR



WERKSITZ GRATIS-TEST

Einfach ein Musterexemplar bestellen  
und 14 Tage lang kostenlos testen



# WORK CHAIRS FOR ESD AREAS

WS 8220 ESD WERKSTAR  
black  
(Nr. 103435)

WS 3020 PU Classic ESD  
black  
(Nr. 103024)

PUR foam



## Technical specifications

Seat and backrest      Soft-PUR-integral foam

Height adjustment      Safety gas spring (460-600 mm)

Five-star base      Polished diecast aluminium five-star base with conductive castors

PUR foam



## Technical specifications

Seat      Soft-PUR-integral foam

Height adjustment      Safety gas spring (450-610 mm)

Five-star base      Polished diecast aluminium five-star base with conductive castors

## Step-up rails for high chairs

Model: -04 ESD (Nr. 102366)      Model: -06 ESD (Nr. 102369)



## Footrings



-05K ESD (Ø 455 mm)  
(Nr. 104809)  
-05 ESD (Ø 517 mm)  
(Nr. 104811)

More accessories

page 49 - 51



Electrically conductive swivel chairs for protection against electrostatic discharge in accordance with EN 61340-5-1 standard (electrical conductivity  $10^4$ - $10^9$  Ohm).



### WS 1220 E XL ESD

black

(Nr. 102890)

### WS 1620 KL XL ERGO ESD

black

(Nr. 103607)

### WS 9211.20 ESD

black

(Nr. 101807)

PUR foam



#### Technical specifications

Seat and backrest      Soft-PUR-integral foam

Height adjustment      Safety gas spring (470–620 mm)

Five-star base      Polished diecast aluminium five-star base with conductive castors

Extras      Chrome-plated column cover (Nr. 100163)

PUR foam



#### Technical specifications

Seat and backrest      upholstered in leatherette

Height adjustment      Safety gas spring (470–620 mm)

Five-star base      Polished diecast aluminium five-star base with conductive castors

Extras      Chrome-plated column cover (Nr. 100163)

PUR foam



#### Technical specifications

Seat and backrest      Soft-PUR-integral foam

Height adjustment      Safety gas spring (690–930 mm)

Five-star base      Polished diecast aluminium five-star base with conductive castors

Extras      Step-up rail (Nr. 102369)  
Armrest 011CH.90 ESD (Nr. 103108)

# WORKING CHAIRS FOR LABORATORIES AND CLEAN ROOMS

WERKSITZ  
QUALITY-CHECK

5 YEAR WARRANTY



DIN  
68877



WS 9220 Klimastar- tele grey  
(Nr. 101659)

PUR foam



## Technical specifications

Backrest and seat Soft-PUR integral foam

Height adjustment Safety gas spring (465–615 mm)

Five-star base Polished diecast aluminium five-star base with load-dependent castors

Extras Seat pan and backrest shell in tele grey (Nr. 100946)

WS 8220 WERKSTAR - light grey  
(Nr. 103326)

PUR foam



Produktdesign: Ralf Umland

## Technical specifications

Backrest and seat Soft-PUR integral foam

Height adjustment Safety gas spring (460–600 mm)

Five-star base Polished five-star base, (Ø 690 mm), with castors (Ø 65 mm)

Extras —





# WERKSITZ CLASSIC – GMP

## LAB CHAIRS FOR GMP AREAS

Select materials for ultimate functionality and hygiene.


HAVE A TRY!

Ask your dealer!



WS 1220 E XL GMP - black  
(Nr. 102892)

PUR foam



also available in  
leatherette



### Technical specifications

Backrest  
XL and  
seat      Soft-PUR integral foam

Height  
adjustment      Safety gas spring  
(470–620 mm)

Five-star  
base      Polished diecast aluminium five-star base  
with load-dependent castors

Extras      Chrome-plated column cover  
(Nr. 100163)

WS 1211.20 E GMP - light grey  
(Nr. 100616)

PUR foam



### Technical specifications

Backrest  
and seat      Soft-PUR integral foam

Height  
adjustment      Safety gas spring  
(695–935 mm)

Five-star  
base      Polished diecast aluminium five-star base  
with sit-stop castors

Extras      Chrome-plated column cover  
(Nr. 100165)  
Step-up rail 04 GMP  
(Nr. 101557)

# WERKSITZ LABS CLEAN ROOM CHAIRS

## WS 1720 RR ESD

Leatherette, black  
(Nr. 102439)



Care and cleaning instructions:  
Disinfectants and cleaning agents must be  
tested for surface compatibility in advance!

## WS 1720 RR ESD

Leatherette, grey  
(Nr. 102439)

### Clean room chair

Sturdy and hygienic:

- Certified for class-5 clean rooms according to the DIN EN ISO 14644-1 standards
- WERKSITZ leatherette is urine, blood and sweat resistant in accordance with the DIN 53160 standard



#### Technical specifications

Material	Leatherette in ESD
Backrest and seat	(W×D) 510 × 470 mm (W×D) 455 × 515 mm
Height adjustment	Safety gas spring (540–640 mm)
Five-star base	Polished diecast aluminium five-star base with conductive castors

#### Technical specifications

Material	Leatherette in ESD
Backrest and seat	(W×D) 510 × 470 mm (W×D) 455 × 515 mm
Height adjustment	Safety gas spring (540–640 mm)
Five-star base	Polished diecast aluminium five-star base with conductive castors

Also available with  
armrests  
(-011 CH.17)  
(Nr. 102498)



Also available with  
armrests  
(-011 CH.17)  
(Nr. 102498)





The WERKSITZ work chairs meet our high standards of cleanliness and hygiene.



## WS 1711 T RR ESD

Leatherette, black  
(Nr. 102467)

## WS 1733.20 RR ESD

Leatherette, black  
(Nr. 105015)



Perfect cleaning:

- All materials are washable and disinfectant resistant



also available  
in grey



### Technical specifications

Material	Leatherette in ESD
Backrest and seat	(W×D) 510 × 470 mm (W×D) 455 × 515 mm
Height adjustment	Safety gas spring (685–930 mm)

Disc base Disc base, black powder-coated

Extras footring 05 ESD

HAVE A TRY!

Ask your dealer!



### Technical specifications

Material	Leatherette in ESD
Seat	Ø 360 mm
Height adjustment	Safety gas spring (510–660 mm)

Five-star base Polished diecast aluminium five-star base with conductive castors

WERKSITZ  
QUALITY-CHECK

5 YEAR WARRANTY



## WORK CHAIRS MADE OF

## STAINLESS STEEL (V2A)

For special cleanliness and hygiene requirements

WERKSITZ  
QUALITY-CHECK

5 YEARS WARRANTY

WS 1411 - light grey  
(Nr. 104422)

PUR foam



## Technical specifications

Backrest and seat	Soft-PUR Integral foam
Height adjustment	With key groove mechanism (570-800 mm)
Five-star base	Stainless steel five-star base with glides
Extras	Step-up rails -14/08 V2A (Nr. 100589)

WS 1410 GF - black  
(Nr. 101395)

PUR foam



## Technical specifications

Backrest and seat	Soft-PUR Integral foam
Height adjustment	Safety gas spring (480-640 mm)
Five-star base	Stainless steel five-star base with glides
Extras	-

HAVE A TRY!

Ask your dealer!



Even our work chairs shine every day. Cleanliness is extremely important, especially in our work. After all, we want our excellent performance to shine.







WERKSITZ  
QUALITY-CHECK



5 YEARS WARRANTY



DIN  
68877



# WERKSITZ

## STANDING SUPPORT

### MADE OF STAINLESS STEEL (V2A) FOR WET ROOMS

WS 144211- black  
(Nr. 100544)

PUR foam



For special hygiene requirements:

- Good water resistance
- Heat resistant up to 100°C (for short periods)

#### Technical specifications

Seat	Soft-PUR Integral foam
Seat	(W x D) 390 x 350 mm
Height adjustment	540-780 mm (with key groove mechanism)
Five-star base	Stainless steel five-star base with glides
Special feature	Stainless steel design (acid and solvent resistant)

WS 144211 U - tele grey  
(Nr. 104433)

PUR foam



#### Technical specifications

Seat	Soft-PUR Integral foam
Seat	(W x D) 390 x 350 mm
Height adjustment	700-840 mm (with key groove mechanism)
Five-star base	Stainless steel base U with glides
Special feature	Stainless steel design (acid and solvent resistant)

WS 145050  
Wet room footrest  
(Nr. 100694)



#### Technical specifications

Sturdy tube construction

480 x 300 mm (W x D) Anti-slip footrest plate made of V2A material

Height adjustment 120 to 410 mm

Special feature Stainless steel design, (acid and solvent resistant) Anti-slip footrest tilt adjustment from 0° to 20°, mounted on pendulum bearings.

A limited warranty for wet rooms.  
Gas spring should be replaced every two years.

# WERKSITZ HPU CHAIRS

## (HYGIENIC PERFORMANCE UNIT)



MADE OF STAINLESS STEEL (V2A) FOR FOOD AND LABORATORY, AREAS WITH HIGH CLEANING REQUIREMENTS

### WS 1420 GF HPU

black  
(Nr. 104964)



Excellent water resistance

- Heat resistant up to 100°C (for short periods)
- extremely durable

also available with glides  
WS 1410GF HPU  
(Nr. 104965)



### WS 1411 GF HPU

black  
(Nr. 104926)



#### Technical specifications

Material	seat and backrest are made of fiberglass-reinforced plastic (FRP/GFK), matt varnished
Backrest and seat	(W x D) 460 x 435 mm (W x D) 420 x 300 mm
Height adjustment	540-720 mm (safety gas spring)
Five-star base	Stainless steel five-star base with castors
Special feature	all surfaces are resistant to alcohol (min. 70 %) and cleaning agent, drainage holes in the seat

#### Technical specifications

Material	seat and backrest are made of fiberglass-reinforced plastic (FRP/GFK), matt varnished
Backrest and seat	(W x D) 460 x 435 mm (W x D) 420 x 300 mm
Height adjustment	550-790 mm (safety gas spring)
Five-star base	Stainless steel five-star base with glides
Special feature	all surfaces are resistant to alcohol (min. 70 %) and cleaning agent, drainage holes in the seat

Extras Step-up rail 14/08 GF V2A (Nr. 102380)



## WS 144211 HPU

black  
(Nr. 105016)



WERKSITZ  
QUALITY-CHECK

5 YEARS WARRANTY



DIN  
68877



## WS 144211 U HPU

black  
(Nr. 104930)



### Technical specifications

Material	seat and backrest are made of fiber-glass-reinforced plastic (FRP/GFK), matt varnished
Seat	(W x D) 390 x 350 mm
Height adjustment	540-780 mm (with key groove mechanism)
Five-star base	Stainless steel five-star base with glides
Special feature	all surfaces are resistant to alcohol (min. 70 %) and cleaning agent



### Technical specifications

Material	seat and backrest are made of fiber-glass-reinforced plastic (FRP/GFK), matt varnished
Seat	(W x D) 390 x 350 mm
Height adjustment	700-840 mm (with key groove mechanism)
Five-star base	Stainless steel five-star base with glides
Special feature	all surfaces are resistant to alcohol (min. 70 %) and cleaning agent

HAVE A TRY!

Ask your dealer!



A limited warranty for wet rooms.  
Gas spring should be replaced every two years.

# WORK CHAIRS FOR PEOPLE WITH DISABILITIES

WERKSITZ offers sophisticated ergonomic workplace design solutions for people with disabilities. Workshops for people with disabilities manufacture WERKSITZ chair components that meet the highest standards.

**WS 1387.20 KL, two-color,**  
designed especially for people with small  
stature (Nr. 101408)

leatherette, black /  
fabric, denim blue

also available  
with glides  
**WS 1387.10 KL**  
(Nr. 102352)



## Technical specifications

Backrest and seat	Leatherette black / fabric denim blue
Backrest	Shorter backrest 410 x 250 mm (W x D)
Seat	Shorter seat 430 x 320 mm (W x D)
Height adjustment	Safety gas spring (370–480 mm)
Five-star base	Polished diecast aluminium five-star base with load-dependent castors
Extras	Armrests on request Two-color design

WERKSITZ  
QUALITY-CHECK

5 YEARS WARNNATY



DIN  
68877



HAVE A TRY!

Ask your dealer!



**WS 1388.10 KL XL ERGO chair for epileptics**  
(Nr. 103637)

headrest,  
backrest and seat  
in leatherette  
black/fire red



## Technical specifications

Two-color design\*

XL Ergo backrest with extended bracket, leatherette

Large seat

With headrest

Safety harness

Safety armrests -011 and swivel lock

Safety gas spring for height adjustment (435–615 mm)

Asymmetrical five-star base with footrest -051 and anti-slip footrest, extended, with footshell\*, infinitely variable adjustment at the column

Five-star base with glides



## Armrests (in pairs)



Model: -010 H.1389  
(Nr. 101274)



Model: -011.1389  
(Nr. 104949)



Model: -011 H.1389  
(Nr. 101417)

## WS 1389.20 KL, two-color

(Nr. 104038)

Designed especially for heavy weight persons, up to 175 kg  
Leatherette black/grey



www.tuv.com  
ID 1111218074

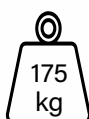


by Werksitz

## WS 1389 KL, two-color

(Nr. 102343)

Designed especially for heavy weight persons, up to 250 kg  
Leatherette, black/fire red



also with glides available  
WS 1389.10 KL  
(Nr. 102352)



## Technical specifications

Backrest and seat	Leatherette black/grey
Seat Backrest	extra large seat 540 x 470 mm (W x D) Extended bracket
Height adjustment	Safety gas spring 073.10 (425–515 mm)
Five-star base	Polished diecast aluminium five-star base
Special feature	Depth spring action Reinforced seat support plate Extended bracket
Extra	two-color design

## Technical specifications

Backrest and seat	Leatherette black/fire red
Seat Backrest	extra large seat 610 x 540 mm (W x D) Extended bracket
Height adjustment	Safety gas spring 073.10 (425–515 mm)
Five-star base	Polished diecast aluminium five-star base with glides
Special feature	Depth spring action Reinforced seat support plate Extended bracket
Extra	armrests 011H.1389 (Nr. 101274) two-color design



# THE RIGHT CHAIR FOR EVERYONE

HAVE A TRY!

Ask your dealer!



WS 1228 E XL - Soft-PUR integral foam  
XL backrest in signal red, seat in black  
(Nr. 102382)

PUR foam



## Technical specifications

XL backrest and seat in Soft-PUR integral foam

Armrest height and width adjustable

Side upper body support

Footring 051

Therapy chair frame 660 x 720 mm, with sliding bar and double apparatus castors Ø 75 mm

Fixing break

Mount for walking aid (without walking aid)

Extras XL - backrest in signal red

WS 1399.20 KL Ergo arthrodesis chair  
Leatherette saphire blue  
(Nr. 100642)

also available  
with glides  
WS 1399.10 KL  
(Nr. 100646)



## Technical specifications

Seat 490 x 430 mm (W x D), upholstered in leatherette

Specially designed for people with leg amputations or legs with different lengths

Retractable seat front parts, upholstered as standard

Height adjustment with safety gas spring (470 – 620 mm)

Polished diecast aluminium five-star base with load-dependent castors

Extras with safety armrests and lap belt



# OVERVIEW OF ACCESSORIES



WERKSTAR



KLIMASTAR



CLASSIC



ECONOLINE

## Headrests



■ with 3D honeycomb




■ with leatherette




■ with fabric



■ with 3D honeycomb



■ with leatherette\*



■ with fabric\*


## Armrests (in pairs)

Model: -010 PU



- with Soft PUR integral foam covers
- black powder-coated tubes

Model: -010 CH PU \*



- with Soft PUR integral foam covers
- chrome-plated tubes

Model: -010 WOODEN SURFACE



- with wooden covers
- black powder-coated tubes

Model: -010 CH WOODEN SURFACE



- with wooden covers
- chrome-plated tubes

Model: -010 H\*



- multifunctional armrests, height and side adjustable, pads are pivotable, pads are in hard or soft plastic

Model: -011



- safety ring armrests, hard plastic

Model: -011 D



- safety ring armrests, modern design, hard plastic

Model: -011 H




- safety armrests, height adjustable, hard plastic

Model: -012 WOODEN SURFACE




- Safety armrests with wooden surfaces (also available with Soft PUR integral foam covers)
- black powder-coated or chrome-plated tubes
- Height and width adjustable

Model: -011 CH \*



- with Soft PUR integral foam covers
- chrome-plated tubes

Model: -011 H ALU




- multifunctional armrest, height-adjustable, with polished aluminium support, hard plastic

Model: -012 B \*



- armrest for taking blood, height adjustable, pivotable, with Soft PUR integral foam cover



- WERKSTAR-height adjustable by 100 mm
- 1 D 8xx (Nr. 103512)
- 2 D 8xx, width adjustable by 2 x 38 mm (Nr. 103194)
- 3 D 8xx, with 30° swivel action/pivotable (Nr. 103510)
- 4 D 8xx armrest additionally with 30° swivel action, width adjustable by 2 x 38 mm (Nr. 103511)





WERKSTAR



KLIMASTAR



CLASSIC



ECONOLINE


## Belts

Model: Lap belt -072.1



- only in combination with armrests -010, -011

Model: Schroth -072.2



- only in combination with armrests -011

Illustration similar

Model: Chest/shoulder strap



- only in combination with XL Ergo backrest (leatherette or fabric, not Soft PUR integral foam)

Illustration similar

## Step-up rails for high chairs

Model: -04 \*



- Height adjustment range: 60 mm
- follows the rotation of the chairs
- also available in ESD or GMP design

Model: -04.80\* / -04.90\*



Model: -06 \*



- Height adjustment range: 60 mm
- tilt adjustable by 23°
- with anti-slip footrest
- follows the rotation of the chair
- also available in ESD or GMP design

Model: -06.80\* / -06.90\*



Model: -08\*



- with anti-slip design
- follows the rotation of the chair

## Footrings




- -05K (455mm)
- -05 (517mm)
- chrome-plated with plastic bushing
- also available in ESD

## Swivel locks



Swivel locks are available in a number of different designs for all KLIMASTAR, CLASSIC and Werkstar chairs.

## Column covers



## Five-star bases

WERKSTAR polished diecast aluminium five-star base with glides (xx10.80)



Polished diecast aluminium five-star base with glides or castors



Polished diecast aluminium five-star base for high chairs with glides



WERKSTAR polished diecast aluminium five-star base with castors (xx20.80)



Plastic five-star base with glides or castors (also for high chairs)



Polished diecast aluminium five-star base for high chairs with sit-stop castors



Available in 2 different sizes (Ø 420 and Ø 550 mm), in black powder coated, brushed aluminium, polished aluminium, optional with PUR edge (Ø 430 and Ø 560 mm)



Also available in ESD \*



Only size Ø 550 mm, without PUR edges, T550

\* also available in ESD







# OVERVIEW OF ACCESSORIES



WERKSTAR



KLIMASTAR



CLASSIC



ECONOLINE

## Fixing brakes

Model: WS 078 H



- Black powder-coated
- With hand release lever (250 mm)
- Only in combination with xx20 diecast aluminium five-star base

Model: WS 078 F



- Black powder-coated
- With chrome-plated foot pedal
- Only in combination with xx20 diecast aluminium five-star base

## Foot release

Model: -079



- Effortless height adjustment and contamination-free work while comfortably seated
- only in combination with column for foot release (Nr. 101597)

## Sit-stop castors



- Dual castor sit-stop for high chairs, unloaded braked and loaded blocked
- Diameter 65 mm



- Dual castor "stop & go", the load-dependent brake function can be switched on and off via an adjustment ring Diameter 50 mm.

## Separate footrests

Model-Nr.: WS 5035



- Sturdy, black powder-coated round tube construction
- Anti-slip wooden footplate
- Width 350 mm, depth 300 mm
- Tilt adjustment from 0° to 20°, mounted on pendulum bearings
- Height adjustment range from 120 to 250 mm

Model-Nr.: WS 5050



- Sturdy, black powder-coated round tube construction
- Anti-slip wooden footplate
- Width 500 mm, depth 300 mm
- Tilt adjustment from 0° to 20°, mounted on pendulum bearings
- Height adjustment range from 120 to 410 mm

Model-Nr.: WS 5050 F



- Sturdy, black powder-coated round tube construction
- Height adjustable by foot release
- Anti-slip wooden footplate
- Width 500 mm, depth 300 mm
- With height adjustment using a safety gas spring
- Tilt adjustment from 0° to 20°, mounted on pendulum bearings
- Height adjustment range from 170 to 310 mm

Model-Nr.: WS 5050 GMP \*



- Sturdy round tube construction
- Anti-slip metal footplate
- Width 500 mm, depth 300 mm
- Tilt adjustment from 0° to 20°, mounted on pendulum bearings
- Suitable for foot switch
- Height adjustment range from 120 to 410 mm

Model-Nr.: WS 145050



- Wet room footrest in V2A
- Sturdy tube construction
- Anti-slip footrest
- Width 500 mm, depth 300 mm
- Tilt adjustment from 0° to 20°, mounted on pendulum bearings
- Height adjustment range from 120 to 410 mm

Model-Nr.: WS 5050 F



- Foot release with built-in button

Model-Nr.: WS 5050 F



- chrome-plated

\* also available in ESD



## Height adjustment ranges - with different columns

Height adjustment ranges	Classic PU / Fabric / KL / Wood <sup>1</sup>	Klimastar PU / Fabric / KL	Econoline PU / Fabric / KL / Wood <sup>1</sup>
Five-star base xx10 (Nr. 100837) with column xx10 (Nr. 100039)	450 - 610 mm	450 - 610 mm	445 - 630 mm (Nr. 100810) <sup>4</sup>
Five-star base xx10-20.80 (Nr. 103472) with column 10.80 (Nr. 103476)			
Five-star base xx20 (Nr. 100839) with column xx20 (Nr. 100040)	470 - 620 mm	465 - 615 mm	450 - 635 mm (Nr. 100812) <sup>4</sup>
Five-star base xx10-20.80 (Nr. 103474) with column 20.80 (Nr. 103477)	430 - 570 mm	425 - 570 mm	415 - 560 mm
Five-star base xx11 (Nr. 100838) with column xx11 (Nr. 100041)	640 - 880 mm	635 - 875 mm	640 - 845 mm (Nr. 100811) <sup>4</sup>
Five-star base xx11.20 (Nr. 103380) with column xx11 (Nr. 100041)	695 - 935 mm	690 - 930 mm	695 - 900 mm (Nr. 100811) <sup>4</sup>
Five-star base xx11 (Nr. 100838) with column 074.10 (Nr. 100048)	540 - 770 mm	540 - 770 mm	555 - 760 mm
Five-star base xx20 (Nr. 100839) with column 074.20 (Nr. 100049)	565 - 800 mm	560 - 795 mm	585 - 795 mm
Five-star base xx10 (Nr. 100837) with column 073.10 (Nr. 100046)	365 - 475 mm	360 - 470 mm	375 - 460 mm
Five-star base xx20 (Nr. 100839) with column 073.20 (Nr. 100047)	370 - 480 mm	365 - 475 mm	390 - 480 mm
Disc base TPU (Nr. 102449) with column 077.10 (Nr. 101955)	320 - 390 mm	330 - 400 mm	305 - 370 mm
Disc base TPU (Nr. 102449) with column 073.10 (Nr. 100046)	370 - 485 mm	385 - 500 mm	365 - 480 mm
Disc base TPU (Nr. 102450) with column 074.10/074.11 (Nr. 100048/100822)	540 - 775 mm	565 - 730 mm	540 - 770 mm
Disc base TPU (Nr. 102449) with column xx10 (Nr. 100039)	465 - 630 mm	480 - 640 mm	460 - 615 mm
Disc base TPU (Nr. 102450) with column 074.10/074.11 (Nr. 100048/100822)	665 - 895 mm	670 - 900 mm	650 - 890 mm

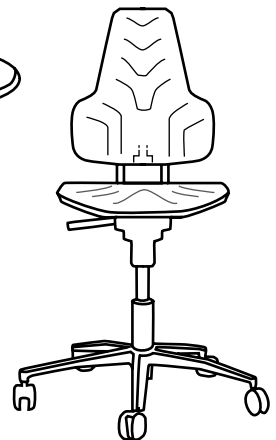



Measured in accordance  
with DIN 16955:2017  
with 65 kg load

General tolerances  
in accordance with  
DIN ISO 2768-1

According to DIN 68877, a chair that can  
be adjusted to a height of more than 650  
mm, must be equipped with a step-up rail



	Werkstar PU / Fabric / KL	Stool PU / Fabric <sup>2</sup> / KL <sup>2</sup> / Wood <sup>1</sup>	Clean room KL
	490 - 650 mm	420 - 610 mm	500 - 630 mm
	440 - 580 mm		
	500 - 655 mm	420 - 610 mm	540 - 640 mm
	460 - 600 mm	410 - 555 mm	
	665 - 905 mm	675 - 910 mm	690 - 900 mm
	720 - 960 mm	665 - 900 mm	745 - 955 mm
	585 - 820 mm	570 - 810 mm	
	605 - 835 mm	545 - 780 mm	
	405 - 520 mm	345 - 460 mm	410 - 500 mm
	405 - 520 mm	345 - 460 mm	440 - 505 mm
	355 - 425 mm	320 - 390 mm	350 - 420 mm
	410 - 525 mm	370 - 490 mm	400 - 510 mm
	585 - 815 mm	560 - 785 mm	590 - 815 mm
	500 - 660 mm	465 - 630 mm	490 - 650 mm
	690 - 930 mm	660 - 700 mm	685 - 930 mm



All heights in mm:

- on standard glides  
Ø 30 mm
- on standard castors  
Ø 65 mm

<sup>1</sup> Wooden chairs minus 10 mm

<sup>2</sup> Upholstered stool plus 20 mm

<sup>3</sup> Sit-stop castors 50 mm minus 15 mm

<sup>4</sup> Econoline columns in black

# WERKSTEP

## WORKPLACE MATS



Promotes health and prevents injury thanks to safe, healthy standing:



”

This investment really paid off for us! Our employees benefit from an ergonomic workplace that puts health and safety first. This makes everyone more motivated and productive.





## WERKSTEP workplace mats - the right choice for standing workstations

Our bodies are not made for walking or standing on hard floors. Constant standing puts pressure on our back, placing a heavy load on our musculoskeletal system. The non-physiological curvature of the spine places stress on the intervertebral discs.


Physical activity inhibits the necessary metabolism between the intervertebral discs and the vertebral bodies. Constant standing also causes the muscles to work statically, which in turn impairs blood circulation in the muscles.

### Making healthy standing easy!


The elastic texture and knobby surface of WERKSTEP work mats reduce the stress placed on bones, joints and muscles. Pressure on the sensitive toe and ball sections of the foot is reduced considerably as the mats cushion the weight of the body. This helps keep the feet in motion, imperceptibly stimulating circulation. The WERKSTEP workplace mat promotes blood circulation in the legs.

WERKSTEP workplace mats promote health and prevent injury, helping employees stand continuously without placing undue stress on their bodies.


### The WERKSTEP range of products



WERKSTEP Comfort mats: The universal extremely rugged mat for wet and dry areas.



WERKSTEP Comfort Drehfit: The mat for workplaces that require frequent rotating.



WERKSTEP Classic mats: The rugged, economical mat for all dry areas.



WERKSTEP Hydrofit: The mat for workplaces exposed to water, oil or chips and shavings

### So many great reasons

The WERKSTEP workplace mat is an ergonomic floor covering that has been researched and tested to respond to the permanent stress of standing workstations.

The basic material is made of polyurethane, a closed cell structure with a durable surface featuring a silky matte finish and visually appealing outer skin. WERKSTEP workplace mats are made using an especially dense basic material that provides a stronger return force for superb durability. Physical activity inhibits the necessary.

WERKSTEP workplace mats feature:

- » High wear resistance
- » Good behaviour characteristics even at extremely low temperatures
- » Extraordinary ageing resistance
- » Long life
- » Extreme dimensional stability
- » Durability
- » Environmental compatibility (free of silicone, CFC, HCFC, PVC, propellant gas and solvents)


Protecting, insulating and easy to care for WERKSTEP workplace mats protect and insulate floor coverings and ground surfaces. Their attractive design creates a clean, friendly workplace atmosphere. They are easy to handle and clean.

### Flexible and individual

The standard dimensions of 60 x 90 cm can be adapted to create custom-tailored solutions for workstations of any size or shape. Our variety of styles leaves nothing to be desired.

Select from:

- » A variety of materials
- » Anti-static design
- » Anti-slip
- » Flame-retardant
- » Water-repellent



# WERKSTEP WORKPLACES MATS

## SUITABLE FOR ALL TYPES OF APPLICATIONS

3 YEARS WARRANTY



IN ONE SHIFT OPERATION

### WERKSTEP Comfort Standard



#### Use:

- » in wet and dry areas

**Material:** Polyurethane on polyether basis

#### Properties:

- » Color: anthracite
- » Weight: 3 kg, Thickness: 14 mm
- » Temperature resistance: -35 °C to +85°C
- » Electrical resistance:  $10^9 \Omega$  (on ESD model)
- » Flame-retardant (fire class: B1 according to DIN 4102, FMVSS 301)

#### Optional design:

- » Anti-slip
- » ESD model

Surface: knobbly  
Underside: smooth

### WERKSTEP Comfort Drehfit



#### Use:

- » in wet and dry areas
- » For workplaces that require frequent rotating

**Material:** Polyurethane on polyether basis

#### Properties:

- » Color: anthracite
- » Weight: 3 kg, Thickness: 12 mm
- » Temperature resistance: -35 °C to +85°C
- » Electrical resistance:  $10^9 \Omega$  (on ESD model)
- » Flame-retardant (fire class: B1 according to DIN 4102, FMVSS 301)

#### Optional design:

- » Anti-slip
- » ESD model

Surface: flattened, knobbly  
Underside: smooth

### WERKSTEP Comfort Doufit



#### Use:

- » in wet and dry areas

**Material:** Polyurethane on polyether basis

#### Properties:

- » Color: anthracite
- » Weight: 3 kg, Thickness: 14 mm
- » Temperature resistance: -35 °C to +85°C
- » Electrical resistance:  $10^9 \Omega$  (on ESD model)
- » Flame-retardant (fire class: B1 according to DIN 4102, FMVSS 301)

#### Optional design:

- » ESD model

Surface: flattened, knobbly  
Underside: knobbly, for maximum standing comfort and anti-slip protection



3 YEARS WARRANTY



IN ONE SHIFT OPERATION

## WERKSTEP Classic Standard



### Use:

- » Mainly in dry areas

**Material:** Polyurethane

### Properties:

- » Color: anthracite
- » Weight: 3 kg, Thickness: 14 mm
- » Temperature resistance: -40 °C to +80 °C
- » Electrical resistance:  $10^9 \Omega$  (on ESD model)

### Optional design:

- » Anti-slip
- » ESD model

Surface: knobbly

Underside: smooth

## WERKSTEP Classic Drehfit



### Use:

- » Mainly in dry areas
- » for workplaces that require frequent rotating

**Material:** Polyurethane

### Properties:

- » Color: anthracite
- » Weight: 3 kg, Thickness: 12 mm
- » Temperature resistance: -40 °C to +80 °C
- » Electrical resistance:  $10^9 \Omega$  (on ESD model)

### Optional design:

- » Anti-slip
- » ESD model

Surface: flattened, knobbly

Underside: smooth

## WERKSTEP Classic Doufit



### Use:

- » Mainly in dry areas

**Material:** Polyurethane

### Properties:

- » Color: anthracite
- » Weight: 3 kg, Thickness: 14 mm
- » Temperature resistance: -40 °C to +80 °C
- » Electrical resistance:  $10^9 \Omega$  (on ESD model)

### Optional design:

- » ESD model

Surface: flattened, knobbly

Underside: knobbly, for maximum standing comfort and anti-slip protection



# WERKSTEP WORKPLACE MATS FOR WET ROOM AREAS


5 to 8 YEARS  
WARRANTY  
depending on model  
IN ONE SHIFT OPERATION



## WERKSTEP Hydrofit NBR



## WERKSTEP Food-Grade black



## WERKSTEP Food-Grade tele grey



### Use:

- » For workplaces exposed to water, oil or chips and shavings

Material: Nitril, NBR

### Properties:

- » Color: black
- » Weight: 5,7 kg, thickness: 14,5 mm
- » Temperature resistance: Up to +100°C for short periods
- » Electrical resistance:  $10^6 \Omega$  (on ESD model)
- » Resistant against common industrial acids, bases, oils, hydrolysis resistant
- » Suitable for welding stations

### Optional design:

- » Flame-retardant (fire class B1 according to DIN 4102, FMVSS 302) – 5 year warranty
- » ESD model – 5 year warranty

Surface: knobbly

Underside: textured underside for better adhesion, water-repellent effect

### Use:

- » For dry and wet food preparation areas, OP, lab or hygiene areas

Material: Nitril, NBR

### Properties:

- » Color: black or tele grey
- » Weight: 6,7 kg (black), 5,8 kg (tele grey), thickness: 14,5 mm
- » Temperature resistance: +96°C for ca. 8 hours

Surface: knobbly

Underside: textured underside for better adhesion, water-repellent effect







# PUBLISHER INFORMATION & IMAGE CREDITS

WERKSITZ GmbH W.Milewski  
Telefunkenstraße 9  
D-97475 Zeil am Main  
Telefon +49 (0) 9524 8345-0

info@werksitz.de  
www.werksitz.de

Headquarters: Zeil am Main  
Managing directors:  
Genoveva Milewski, Stefan Milewski  
Bamberg District Court Commercial Register,  
Page HRB 579  
VAT ID no.: DE 811 2085 14  
Responsible Chamber of Commerce:  
IHK-Würzburg-Schweinfurt

© WERKSITZ GMBH, Zeil am Main

## IMAGES

Robert Kneschke – Fotolia.com  
Male And Female Scientists Using Microscopes In Laboratory – ehrenberg-bilder – Fotolia.com  
Female Chef In Restaurant Kitchen – Tyler Olson – Fotolia.com  
Man sitting at desk in wheelchair –  
crystal globe on moss in a forest - environment concept By Romolo Tavani  
Holi paint color powder explosion colorful isolated on white background By NansiPhoto  
Generated with AI  
Kindergarten doodles on a white background. Hand-drawn design. Back to school concept By Lumic  
Labor Adobe Stock, Female and Male Scientists Working on their Computers In Big Modern Laboratory. Various Shelves with Beakers, Chemicals and Different Technical Equipment is Visible. By Gorodenkoff  
esds3 ElectroStaticDischargeSign esds - German / Elektrizität Gefahrenzeichen: Dreieck - ESD Geschützter Bereich - english / static electricity hazard sign: triangle - esd protected area - xxl g5145 By fotohansel  
Labor mit Frau im Hintergrund Adobe Stock  
Adobe Stock Beer manufacturing By AlexCobalt Industrial Engineer Inspecting Modern Brewery Equipment  
Adobe Stock Rain By Rawpixel.com  
Fraunhofer Logo - Wikipedia  
Bild in Brauerei - Eschenbacher Brauerei



# REFERENCES

## SOME OF OUR CUSTOMERS ARE:

ABB	Gabor	Peugeot
AB Elektronik	Galeria Kaufhof	Pluradent
Airbus	General Electric (GE)	Polarforschungsinstitut
Alaska Airlines	Gerry Weber	Porsche AG
Aleo Solar	Gilette	Postbank
AMC Deutschland	Goodyear Dunlop	Post Con Deutschland
apetito	Griesson – de Beukelar	PSA PEUGEOT
Arbeiterwohlfahrt	Göpfert-Maschinen GmbH	PVS Fashion-Service GmbH
Audi	Herend	
		Rewe
Bahlsen	Hermès Frankreich	Robert Bosch
BASF	Hugo Boss	RZB Rudolph Zimmermann
Bayer AG	Hyundai	Bamberg GmbH
Baxter		Rotes Kreuz
Berendsen	Ideal Standard	
BMW	Jack Wolfskin	Schaeffler
Boeing USA		SE Bordnetze
Bonn University	L'Oreal	Siemens, Electrotechnics
Bosch Rexroth	LEAR Automotive Electronics	SIG Group
Bundespolizei	Leiden University	SFK Berlin
Bundeswehr	Lebenshilfen	Spanish National Cancer Center
		Star Engineers, India
Caritas Werkstätten	Kaufhof	Sto AG
CeWe Color	Keetronics, India	Stürmer
Christian Dior	Kraft	
Continental Automotive GmbH		Tchibo
Coppenrath und Wiese		Tesa
	Magna Electronics	Thyssen Krupp
Daimler Chrysler	Maincor	TRW
DANONE	Maris Food GmbH	Thomann GmbH
DB Fernverkehr AG	Max Planck Institut	
DB Schenker	Melitta	Unicor
Dentallabore	Michelin	Unilever
Deutsche Bundesbank	Miele	Universität Bonn
Deutsches Rotes Kreuz	Mitsubishi	Uponor
Disney Land Paris	Mondelez	
Dresden Airport	MTU	Volkswagen AG
Dr. Oetker		
		Werkstätten für behinderte Menschen
EADS	Nato	
Enercon	Nestlé	Whirlpool
Ernstings Family	Nokia	
	NUR DIE	Yves Rocher
Finn Comfort	OBI	ZF Friedrichshafen AG
Ford	Olympus	Zwilling
Frankfurt Airport		
Fraunhofer Institut		
Fränkische Rohrwerke		

## NOTES

[illegible]





## WARRANTY SERVICES

### **2** YEARS WARRANTY

on

Basic (WS 7xxx)  
Spider (WS 89xx)

IN ONE SHIFT OPERATION

### **3** YEARS WARRANTY

on

Econoline (WS 2xxx)

IN ONE SHIFT OPERATION

### **5** YEARS WARRANTY

on

Classic (WS 1xxx),  
Werkstar (WS 8xxx),  
Klimastar (WS 9xxx),  
Wet room (WS 14xx)  
Stools, Standing supports

IN ONE SHIFT OPERATION

### **10** YEARS WARRANTY

Spare parts replacement  
guarantee



# 2

### YEARS EXTENDED WARRANTY

With regular maintenance by specialist personnel, the warranty can be extended accordingly. Talk to your dealer about a maintenance contract.



### Return guarantee:

WERKSITZ takes the ecological responsibility seriously and therefore we produce our products according to the strictest ecological principles.

The warranty services are valid for normal industrial use of 8 hours per day and 220 working days per year. The warranty period is reduced accordingly for multi-shift operation.

Guarantee services are covered by general warranty regulations and do not include vandalism or improper use.



## WERKSTEP WORKPLACE MATS

Promotes health and pre-vents injury thanks to safe, healthy standing.



WERKSITZ GmbH W. Milewski  
Telefunkenstr. 9 | D-97475 Zeil am Main  
Tel. +49 9524 8345-0  
info@werksitz.de | [www.werksitz.de](http://www.werksitz.de)

Your WERKSITZ-Dealer: